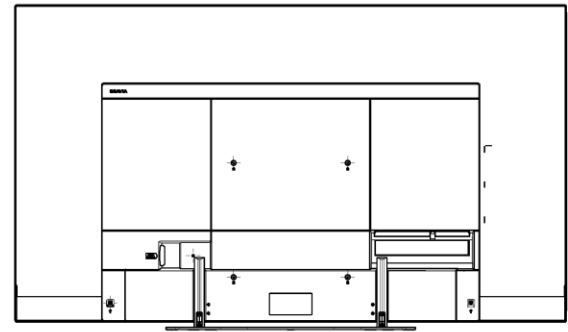
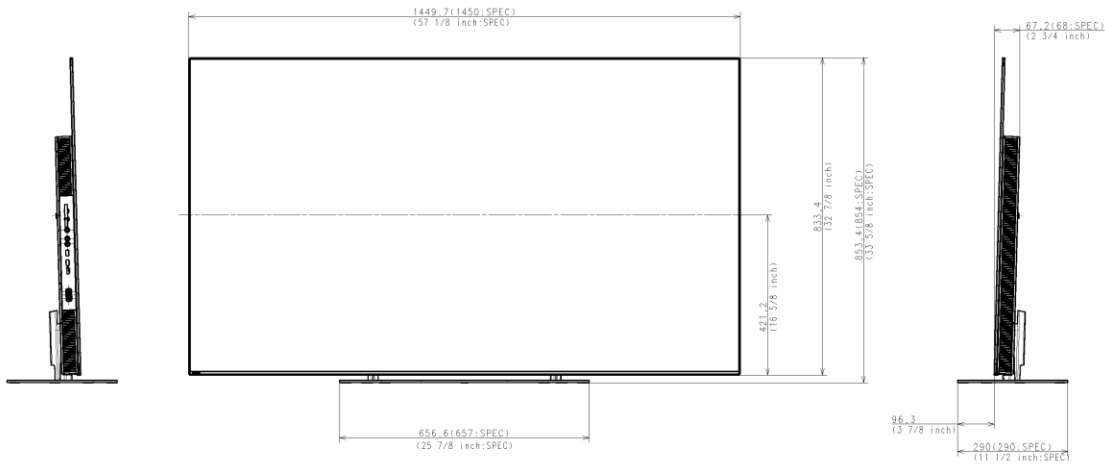
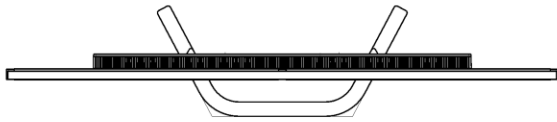


Area	EUROPE	GENERAL AREA	
Model Name	RD-65AG8	RD-65AG8	
SV No.	SV-36146	SV-36147	
DIMENSION	TV only (WxHxD)	Approx. 145.0x83.4x5.1(0.64) cm	Approx. 1450x834x51(6.4) mm
	TV with Stand (WxHxD)	Approx. 145.0(145.0)x85.4(85.4)x29.0(29.0) cm	Approx. 1450(1450)x854(854)x290(290) mm
	Media Receiver (WxHxD)	-	-
	Monitor only (WxHxD)	-	-
	Monitor with Stand (WxHxD)	-	-
	Media Receiver with Stand (WxHxD)	-	-
WEIGHT	Stand Width	Approx. 65.7 cm	Approx. 657 mm
	VESA Hole Pitch	30.0x30.0 cm	300x300 mm
	TV Only	Approx. 20.3 Kg	Approx. 20.3 Kg
	TV With Stand	Approx. 22.5 Kg	Approx. 22.5 Kg
	Media Receiver	-	-
	Media Receiver with Stand	-	-
Remarks			

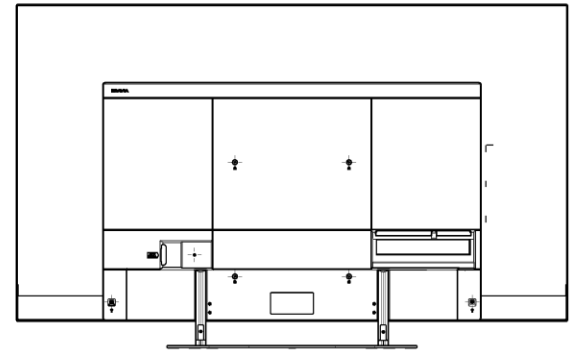
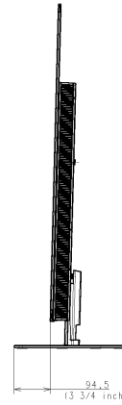
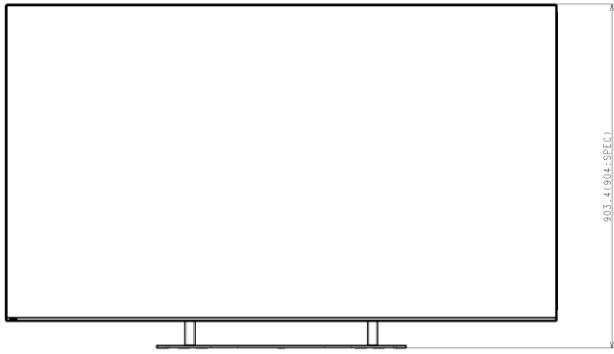
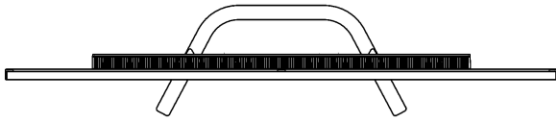
WITH LOW POSITION STAND



Purchase recycled resins and wire rods only from the business partners that Sony approves as Green Partners.
RESIN: 7000077-00-47-02055108702L


DATE	REV	DESCRIPTION	BY	CHK	APP	DATE	REV	DESCRIPTION	BY	CHK	APP	DATE	REV	DESCRIPTION	BY	CHK	APP
Sony Corporation SVP TV B Div PD Dep 1.3 1-1-1 1-1-1 1-1-1												DRAWING NO. 65(AG8) EXTERIOR VIEW		SCALE 1:1		SHEET NO. 17 of 4	

WITH HIGH POSITION STAND

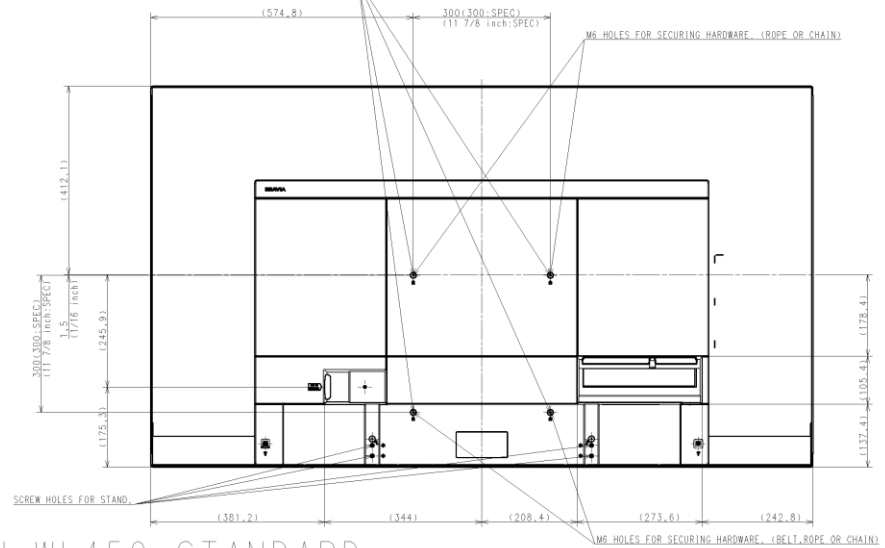


MODEL NO.	CS-800	TYPE	STAND
DESCRIPTION	EXTERIOR VIEW		
DATE	2004.04.04	DESIGNER	Y. TAKAGISHI
REVISION		DATE	
DR.	CS-800	EXT.	VIEW

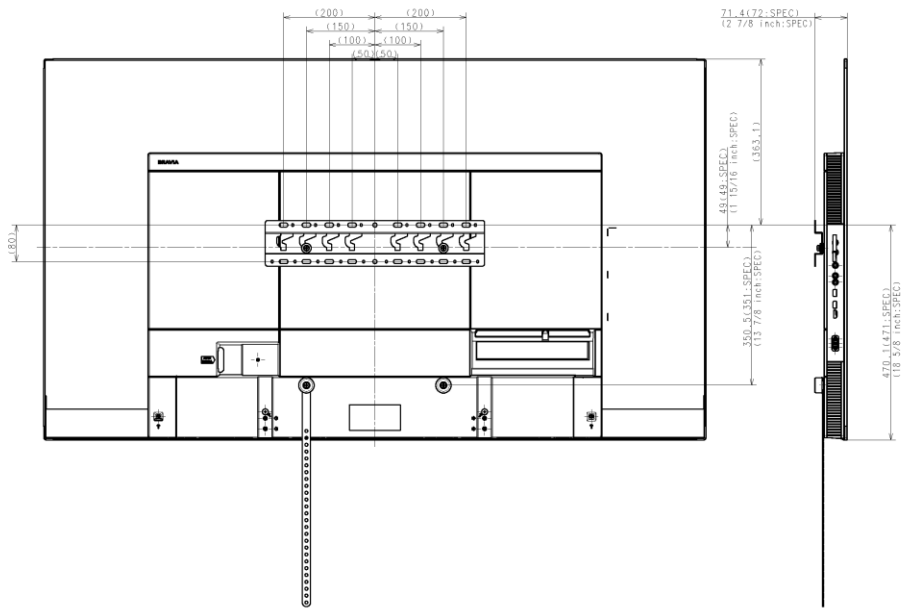
WITHOUT STAND



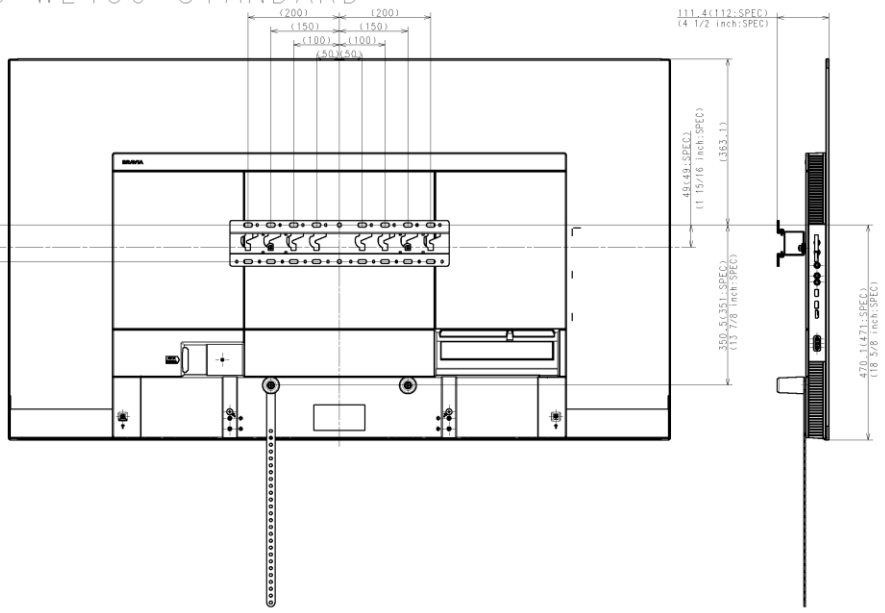
M6 HOLES FOR WALL MOUNT BRACKET
 *REFER TO INSTRUCTION MANUAL FOR SCREW LENGTH INFORMATION.



SU-WL450 SLIM



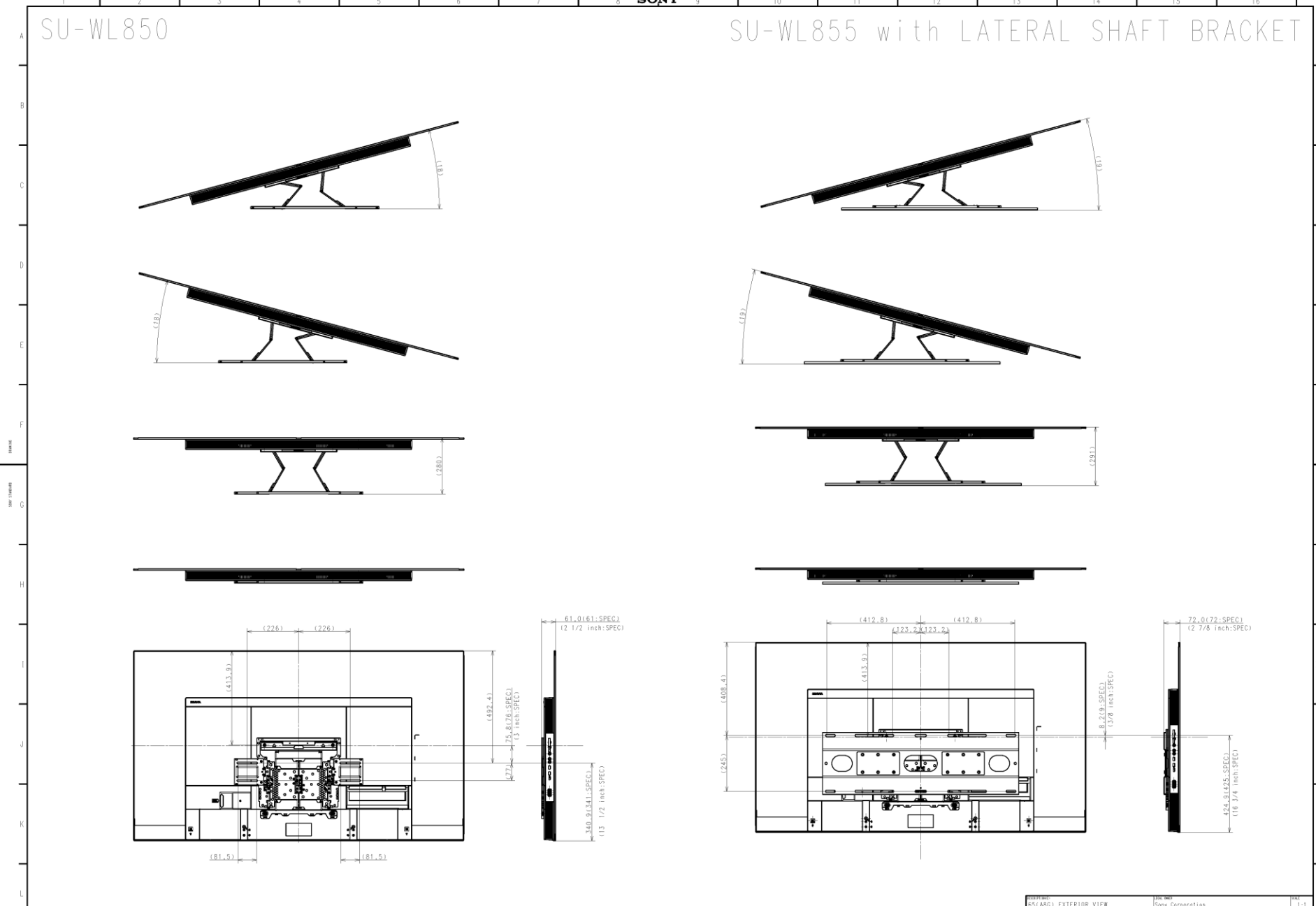
SU-WL450 STANDARD



Model	SCX450	Part No.	450-450-0000
Model	SCX450	Part No.	450-450-0000
Model	SCX450	Part No.	450-450-0000
Model	SCX450	Part No.	450-450-0000

SU-WL850

SU-WL855 with LATERAL SHAFT BRACKET



65 (A80) EXTERIOR VIEW	SONY	1:1
65 (A85) EXTERIOR VIEW	Sony Corporation	1:1